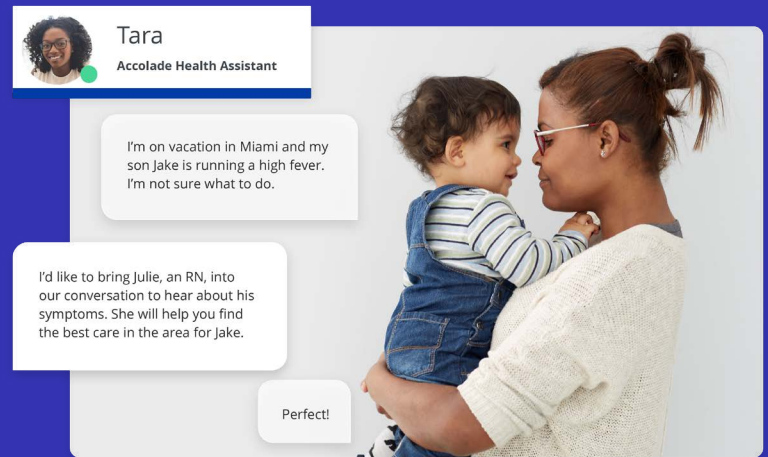


Your healthcare and benefits just got easier.

Get the help you need with Accolade.

We provide personalized health and benefits support for you and your family, including 24-hour access to online tools and resources.

The Accolade mobile app and online portal contains your company benefits, including your health plan information — making it easy to find the answers you need, all in one place.



The online portal and mobile app puts everything you need in one place.



Store your ID cards so they're available whenever you need them



Find a nearby in-network doctor who meets your needs



Ask a Health Assistant or nurse your questions, big or small



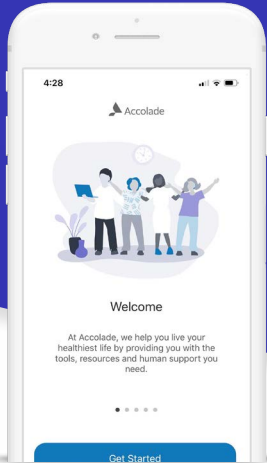
Get a full view of your company benefits, all in one place



Upload a picture of a confusing bill and get help understanding costs

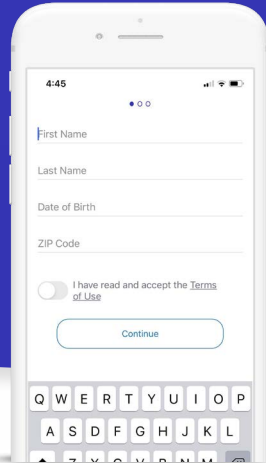
Activate Your Accolade Account

Here's how to get started.



STEP ONE:

Visit member.accolade.com or download the [Accolade mobile app](#) on the App Store or Google Play.



STEP TWO:

Register your account online or on mobile. You'll need basic information like your name, birth date and ZIP code



STEP THREE:

Log in or open the app to see your company benefits in one place — including your health plan information!

Additional instructions for registering on the mobile app:



STEP ONE:

Enter the last four digits of your Social Security Number, your Employee ID number or Health Plan ID number



STEP TWO:

Enter your mobile phone number, personal email address and create a password



STEP FOUR:

Create a PIN or set up Face ID, so you don't have to enter your username and password every time you log in



STEP FIVE:

Share the Accolade mobile app with your covered family members by clicking: **Profile > Share Accolade App**



STEP THREE:

Follow the prompts to confirm your phone number