

# DOCTOR AND HOSPITAL FINDER

## Access for Your Healthcare Needs

Locate a Quality Provider That Fits Your Preferences.

The Doctor and Hospital Finder helps you make more informed decisions using many features like **search filters, comparison options, provider reviews** and **quality information**.

An important feature of this search tool is the ability to search for a Blue Distinction Total Care doctor. **Blue Distinction Total Care** doctors focus on *health* care instead of sick care. These doctors go above and beyond to enhance the overall health of their patients, providing preventive services and health coaching, and supporting patients with chronic conditions to better meet their care needs.

## LOG INTO MYBLUEKC.COM

To view the most accurate information related to your Blue KC network, be sure to first log in as a member on [MyBlueKC.com](https://mybluekc.com).



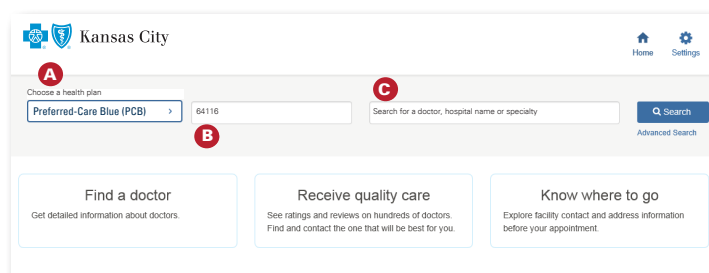
- Log in or register**  
(If this is your first time logging in, you will need your Blue KC member ID card to reference.)
- After logging in**, you will see the same menu screen at the top. Click **Find a Doctor**.

## START YOUR SEARCH

**A. Choose your health plan** – If you logged in, your plan’s network should already display. If it does not, see your Blue KC member ID card; your network appears on the top of the ID.

**B. Location** – Select the location that you would like to search (city, ZIP code, etc.). The radius default is 25 miles; you can adjust to as low as one mile on the search results page.

**C. Search by** – You can search a variety of ways; simply enter a doctor or hospital name, a health condition, or even a specialist type that treats a health condition.



## FIND A DOCTOR OR HOSPITAL, PLUS BLUE DISTINCTION TOTAL CARE DOCTORS

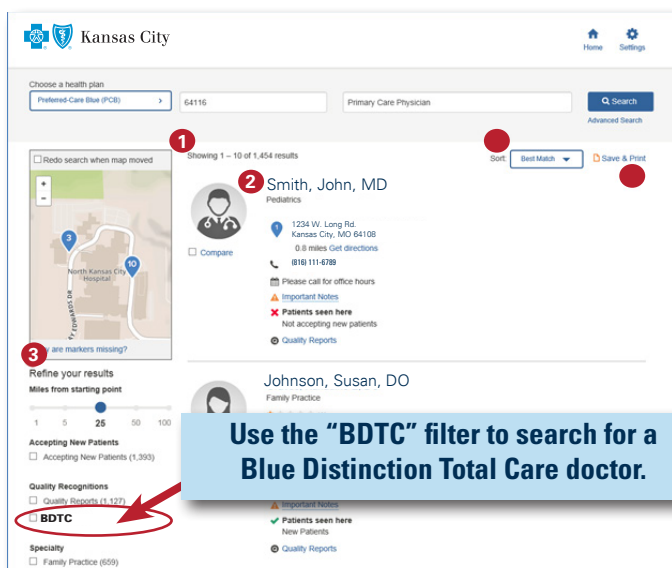
Log into the Blue KC Doctor and Hospital Finder on [MyBlueKC.com](https://mybluekc.com) to find the most up-to-date search results for doctors, hospitals, or other healthcare providers in your network.

Continued on back

## NARROW YOUR SEARCH RESULTS

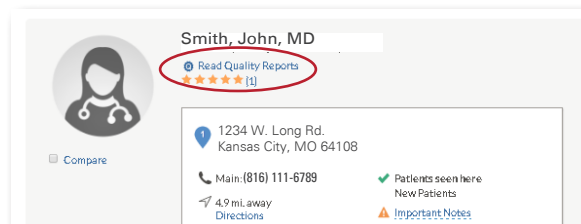
After you run a search you will see the following:

1. **Match Listing** – See how many results your search produced based on your search criteria.
2. **Search Results** – See the providers that matched your search criteria, plus a link to view their profile.
3. **Filters to Find Total Care Providers** – Use search filters to narrow results based on provider **gender**, **distance**, **specialty**, **languages spoken** and **quality recognitions** including the filter **“BDTC”** to find a **Blue Distinction Total Care doctor**.
4. **Sort** – Sort the results based on the search criteria (default), distance, or alphabetically.
5. **Save and Print** – Create a customized directory based on your search and save as a PDF, email or print it.



## PROVIDER REVIEWS

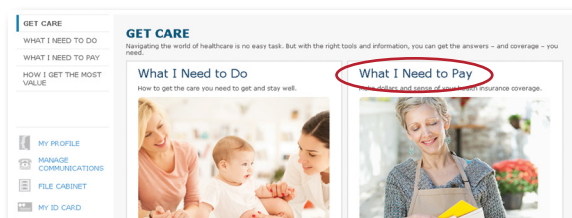
Easily read and write provider reviews and rate your care on a scale of one to five stars. Your feedback helps doctors and staff make improvements, plus, by rating your doctor, you will help others locate physicians with high patient satisfaction scores. Surveys are confidential – doctors will not know you rated them.



## COST INFORMATION

The Blue KC cost forecaster uses 12 months of claims data to provide a cost range for over 1,000 of the most common, elective procedures. *For example, the total cost for a knee replacement at a specific hospital may be \$19,000 to \$23,000.*

The cost forecaster tool can be found on the **Get Care** page of [MyBlueKC.com](http://MyBlueKC.com), then click **What I Need to Pay**.



## COMPARE PROVIDERS

Blue KC With your search results, you can select various providers or facilities to compare.

- From your search results, select providers to compare.
- After selecting providers, you'll have a side-by-side comparison of each profile so you can see how they rank.

| Select up to 5 items | Smith, John, MD  | Doe, Jane, MD  | Adams, G. MD   | 4 | 5 |
|----------------------|--|--|--|---|---|
| Gender               | Male   | Female   | Male   |   |   |
| Specialty            | Family Practice  | Family Practice  | Family Practice  |   |   |
| Patients seen here   | ✓ New Patients   | ✓ New Patients   | ✓ New Patients   |   |   |
| Board Certifications | No data available  | No data available  | No data available  |   |   |
| Education            | Washington University<br>Washington University<br>University Of Kansas<br>Medical Center | Bi-County Community<br>Hospital<br>Bi-County Community<br>Hospital | Baptist Lutheran Medical<br>Center<br>Univ. Of Kansas School Of<br>Medicine<br>Gosport-Baptist Medical<br>Center |   |   |

## HAVING TROUBLE?

Please call the Customer Service number found on the back of your Blue KC member ID card.